

 *Metalliform*



Spring  
Sale  
**EXTENDED**



**SAVE 10%**

Choose from a range of tables, chairs and stools  
Offer extended until 31.08.25



Flying The Flag For British Manufacturing

# Contents



## You could **SAVE 10%\*** on selected **Tables, Chairs and now includes Stools.**

\*10% discount is available for orders placed until the end of August 2025.

A minimum order quantity of 10 units applies to each product SKU (10 of a product with the same finishes, height, and size). Offer is subject to availability. Offer is not available in conjunction with any others. Special offer ends 31.08.25. Accessories are not included.

**All orders must quote 'SPRING10%' to apply.**

**01226 350 555** **sales@metalliform.co.uk**

**www.metalliform.co.uk** **metalliformltd**

Metalliform Holdings Ltd., Chambers Road, Hoyland, Barnsley S74 0EZ

Crushed Bent Tables	<b>3</b>
Crushed Bent Tables: Colour Collection	<b>4</b>
Fully Welded Tables	<b>5</b>
Fully Welded Tables: Colour Collection	<b>6</b>
RT32 Tables	<b>7</b>
ST Chairs	<b>8</b>
NP Chairs	<b>9</b>
NP Chairs: Colour Collection	<b>10</b>
NP Chairs: Black & White	<b>11</b>
BS Chairs	<b>12</b>
BS Chairs: Colour Collection	<b>13</b>
Chair 2000: Four Legged	<b>14</b>
Chair 2000: Skid Base	<b>15</b>
25 Series Stools	<b>16</b>
35 Series Stools	<b>17</b>
High Chairs: BS, NP & Chair 2000	<b>18</b>
WSM Stools: Four Legged	<b>19</b>
WSM Stools: Skid Base	<b>20</b>

# Crushed Bent Tables

Save 10%  
Quote: **SPRING10%**

A minimum order quantity of 10 units applies to each product SKU (10 of a product with the same finishes, height, and size)



Rectangular



Square



Circular\*



Semi-Circular\*

**Highlights**

- Supplied with a hard wearing 18mm MDF top and a sturdy Crushed Bent 25mm square tube frame
- Stack 8 high for ease of storage
- BSEN 1729 compliant
- 5 year guarantee




Trapezoidal


## 1 Choose Your Laminate Top Colour



## 2 Choose Your Frame Colour



## 3 Choose Your Edge Style: PU, MDF



## 3 Choose Your Edge Style: BURO



## 4 Choose Your Table

SHAPE	SIZE (L X W)	MDF EDGE CODE	DURAFORM EDGE CODE	BURO EDGE CODE
Rectangular	1100 x 550mm***	CBSQ-115-MD	CBSQ-115-PS	CBSQ-115-B
Rectangular	1200 x 600mm	CBSQ-126-MD	CBSQ-126-PS	CBSQ-126-B
Square	600 x 600mm	CBSQ-66-MD	CBSQ-66-PS	CBSQ-66-B
Trapezoidal	1100 x 550mm***	CBSQ-11LE-MD	CBSQ-11LE-PS	CBSQ-11LE-B
Trapezoidal	1200 x 600mm	CBSQ-12LE-MD	CBSQ-12LE-PS	CBSQ-12LE-B
Circular	750mm Diameter	CBSQ-7C-MD	CBSQ-7C-PS	-
Circular	1000mm Diameter	CBSQ-10C-MD	CBSQ-10C-PS	-
Semi-Circular	1100mm Diameter***	CBSQ-11SC-MD	CBSQ-11SC-PS	-
Semi-Circular	1200mm Diameter	CBSQ-12SC-MD	CBSQ-12SC-PS	-

## 5 Choose Your Table Height

HEIGHT	AGE RANGE
460mm	3-4 Years
530mm	4-6 Years
590mm	6-8 Years
640mm	8-11 Years
710mm	11-14 Years
760mm	14 +

\*BURO Edge not available on Circular or Semi-Circular.  
\*\*Non-returnable.  
\*\*\*Not recommended for secondary school use.  
Accessories available on request.

# Crushed Bent Table: Colour Collection

Save 10%  
Quote: **SPRING10%**

A minimum order quantity of 10 units applies to each product SKU (10 of a product with the same finishes, height, and size)



## Highlights

- Choose from a vibrant choice of 7 different colours
- Supplied with a hard wearing 18mm MDF top and a sturdy Crushed Bent 25mm square tube frame
- Stackable to 8 high for ease of storage
- 5 year guarantee

Non  
Returnable  
Item


### 1 Choose Your Laminate Top Colour



### 2 Choose Your Frame Colour



### 3 Choose Your Edge Style



Standard MDF Bullnose

Images shown are for illustrative purposes only. Please note: matching table top colours and frame colours are similar in shade but not identical. Swatches can be provided for both upon request. Frame and laminate colours can be 'mix n matched'.

**Orders are non-returnable.**

### 4 Choose Your Table

SHAPE	SIZE (L X W)	MDF EDGE CODE
Rectangular	1100 x 550mm*	<b>CBSQ-115-MD</b>
Rectangular	1200 x 600mm	<b>CBSQ-126-MD</b>

\*Not recommended for secondary school use.

### 5 Choose Your Table Height

HEIGHT	AGE RANGE
460mm	3-4 Years
530mm	4-6 Years
590mm	6-8 Years
640mm	8-11 Years
710mm	11-14 Years
760mm	14 +

# Fully Welded Tables

Save 10%  
Quote: **SPRING10%**

A minimum order quantity of 10 units applies to each product SKU (10 of a product with the same finishes, height, and size)



Rectangular



Square



Circular\*



Semi-Circular\*

## Highlights

- Traditional fully welded tables with quality finish
- Can be spirally stacked for ease of storage
- Solid 18mm MDF tops with high pressure laminate
- Sturdy 25mm square tube frame
- BSEN 1729 compliant
- 5 year guarantee



Trapezoidal

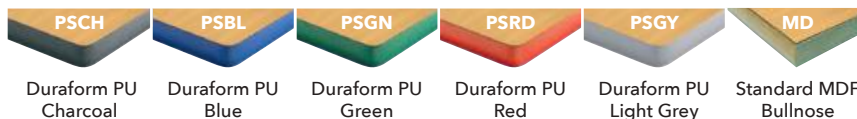
### 1 Choose Your Laminate Top Colour



### 2 Choose Your Frame Colour



### 3 Choose Your Edge Style: PU, MDF



### 3 Choose Your Edge Style: BURO



### 4 Choose Your Table

SHAPE	SIZE (L X W)	MDF EDGE CODE	DURAFORM EDGE CODE	BURO EDGE CODE
Rectangular	1100 x 550mm***	SQSS-115-MD	SQSS-115-PS	SQSS-115-B
Rectangular	1200 x 600mm	SQSS-126-MD	SQSS-126-PS	SQSS-126-B
Square	600 x 600mm	SQSS-66-MD	SQSS-66-PS	SQSS-66-B
Trapezoidal	1100 x 550mm***	SQSS-11LE-MD	SQSS-11LE-PS	SQSS-11LE-B
Trapezoidal	1200 x 600mm	SQSS-12LE-MD	SQSS-12LE-PS	SQSS-12LE-B
Circular	1000mm Diameter	SQSS-10C-MD	SQSS-10C-PS	-
Circular	1100mm Diameter	SQSS-11C-MD	SQSS-11C-PS	-
Circular	1200mm Diameter	SQSS-12C-MD	SQSS-12C-PS	-
Semi-Circular	1100mm Diameter***	SQSS-11SC-MD	SQSS-11SC-PS	-
Semi-Circular	1200mm Diameter	SQSS-12SC-MD	SQSS-12SC-PS	-

### 5 Choose Your Table Height

HEIGHT	AGE RANGE
460mm	3-4 Years
530mm	4-6 Years
590mm	6-8 Years
640mm	8-11 Years
710mm	11-14 Years
760mm	14 +

\*BURO Edge not available on Circular or Semi-Circular.

\*\*Non-returnable.

\*\*\*Not recommended for secondary school use.

Accessories available on request.

# Fully Welded Table: Colour Collection

Save 10%  
Quote: **SPRING10%**

A minimum order quantity of 10 units applies to each product SKU (10 of a product with the same finishes, height, and size)



## Highlights

- Traditional fully welded tables with quality finish
- Can be spirally stacked for ease of storage
- Solid 18mm MDF tops with high pressure laminate
- Sturdy 25mm square tube frame
- BSEN 1729 compliant
- 5 year guarantee

Non  
Returnable  
Item


### 1 Choose Your Laminate Top Colour



### 2 Choose Your Frame Colour\*



### 3 Choose Your Edge Style



Standard MDF Bullnose

Images shown are for illustrative purposes only. Please note: matching table top colours and frame colours are similar in shade but not identical. Swatches can be provided for both upon request. Frame and laminate colours can be 'mix n matched'.

**Orders are non-returnable.**

### 4 Choose Your Table

SHAPE	SIZE (L X W)	MDF EDGE CODE
Rectangular	1100 x 550mm*	<b>SQSS-115-MD</b>
Rectangular	1200 x 600mm	<b>SQSS-126-MD</b>

### 5 Choose Your Table Height

HEIGHT	AGE RANGE
460mm	3-4 Years
530mm	4-6 Years
590mm	6-8 Years
640mm	8-11 Years
710mm	11-14 Years
760mm	14 +

\*Not recommended for secondary school use.



# RT32 Tables

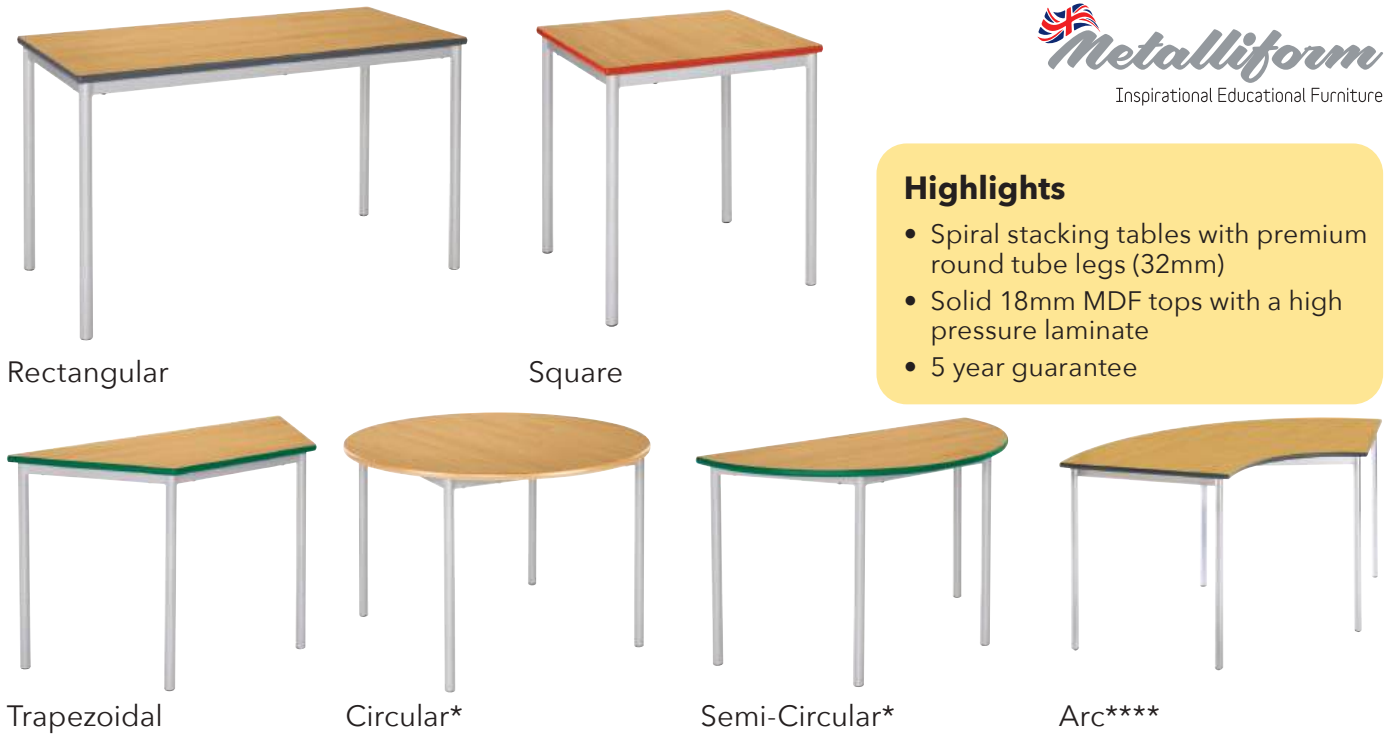
Save 10%  
Quote: **SPRING10%**

A minimum order quantity of 10 units applies to each product SKU (10 of a product with the same finishes, height, and size)



## Highlights

- Spiral stacking tables with premium round tube legs (32mm)
- Solid 18mm MDF tops with a high pressure laminate
- 5 year guarantee



\*BURO Edge not available on Circular or Semi-Circular.  
\*\*Non-returnable.  
\*\*\*Not recommended for secondary school use.  
\*\*\*\*2100mm when 4 tables are together to make a circular shape.

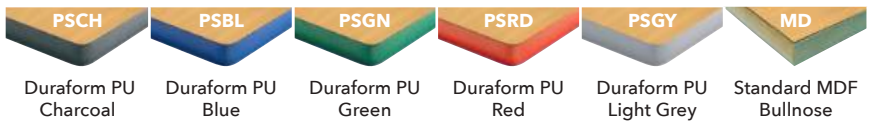
## 1 Choose Your Laminate Top Colour



## 2 Choose Your Frame Colour



## 3 Choose Your Edge Style: PU, MDF



## 3 Choose Your Edge Style: BURO

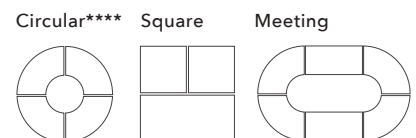


## 4 Choose Your Table Shape

SHAPE	SIZE (L X W)	MDF EDGE CODE	DURAFORM EDGE CODE	BURO EDGE CODE
Rectangular	1100 x 550mm**	RT32-115-MD	RT32-115-PS	RT32-115-B
Rectangular	1200 x 600mm	RT32-126-MD	RT32-126-PS	RT32-126-B
Rectangular	1500 x 750mm	RT32-157-MD	RT32-157-PS	RT32-157-B
Square	600 x 600mm	RT32-66-MD	RT32-66-PS	RT32-66-B
Square	750 x 750mm	RT32-77-MD	RT32-77-PS	RT32-77-B
Trapezoidal	1100 x 550mm***	RT32-111E-MD	RT32-111E-PS	RT32-111E-B
Trapezoidal	1200 x 600mm	RT32-121E-MD	RT32-121E-PS	RT32-121E-B
Circular	1100mm Diameter	RT32-11C-MD	RT32-11C-PS	-
Circular	1200mm Diameter	RT32-12C-MD	RT32-12C-PS	-
Semi-Circular	1100mm Diameter***	RT32-11SC-MD	RT32-11SC-PS	-
Semi-Circular	1200mm Diameter	RT32-12SC-MD	RT32-12SC-PS	-
Arc	1490 x 600mm****	RT32-ARCV2-MD	RT32-ARCV2-PS	-

## 5 Choose Your Table Height

HEIGHT	AGE RANGE
460mm	3-4 Years
530mm	4-6 Years
590mm	6-8 Years
640mm	8-11 Years
710mm	11-14 Years
760mm	14 +



# ST Chair

Save 10%  
Quote: **SPRING10%**

A minimum order quantity of 10 units applies to each product SKU (10 of a product with the same finishes, height, and size)




## Highlights

- Anti-tilt design
- Ergonomically designed for correct posture
- Comfortable and supportive
- Supplied with Duraform Speckled Light Grey frame paint
- No nuts or screws
- Stackable to 10 high
- Connectable via a linkable device
- BSEN 1729 compliant
- Amazing 15 year guarantee

### 1 Choose Your Shell Colour



### 2 Choose Your Upholstery Colour (Optional Extra)



### 3 Choose Your Frame



Duraform Speckled Light Grey

\*Only available on sizes 430 & 460mm seat height.

### 4 Choose Your Accessory



Linking Device\*  
**LD**



Chair Trolley  
**CHAIRTR**



Seat Pad\*  
**SP**

### 5 Choose Your Chair

CODE	AGE RANGE	SEAT HEIGHT (SH)	SEAT WIDTH (SW)	SEAT DEPTH (SD)
<b>ST1</b>	3-4 years	260mm	300mm	260mm
<b>ST2</b>	4-6 years	310mm	300mm	260mm
<b>ST3</b>	6-8 years	350mm	350mm	320mm
<b>ST4</b>	8-11 years	380mm	350mm	320mm
<b>ST5</b>	11-14 years	430mm	394mm	400mm
<b>ST6</b>	14 +	460mm	394mm	400mm



# NP Chair

Save 10%  
Quote: **SPRING10%**

A minimum order quantity of 10 units applies to each product SKU (10 of a product with the same finishes, height, and size)



## Highlights

- The traditional classroom chair
- A robust general purpose chair
- Well defined lumbar support
- Stackable to 8 high
- BSEN 1729 compliant
- Supplied with Duraform Speckled Light Grey frame paint as standard
- BSEN 1729 compliant
- 5 year guarantee

### 1 Choose Your Shell Colour



### 2 Choose Your Upholstery Colour (Optional Extra)



### 3 Choose Your Frame Colour

DP1	BK	MC	LG	WH	SV
Duraform Speckled Light Grey	Black	Metallic Charcoal	Light Grey	White *	Silver *

\*Non-returnable.

\*\*Only available on sizes 430 & 460mm seat height.

### 4 Choose Your Pad (Optional Extra)\*\*



Seat & Back Pad  
**SBP**

Seat Pad  
**SP**



### 5 Choose Your Chair

CODE	AGE RANGE	SEAT HEIGHT (SH)	SEAT WIDTH (SW)	SEAT DEPTH (SD)
NP1	3-4 years	260mm	315mm	260mm
NP2	4-6 years	310mm	315mm	260mm
NP3	6-8 years	350mm	358mm	320mm
NP4	8-11 years	380mm	358mm	320mm
NP5	11-14 years	430mm	405mm	400mm
NP6	14 +	460mm	405mm	400mm

# NP Chair: Colour Collection

Save 10%  
Quote: **SPRING10%**

A minimum order quantity of 10 units applies to each product SKU (10 of a product with the same finishes, height, and size)



## Highlights

- Choose your shell and frame colour from a vibrant choice of 10 different colours
- The traditional classroom chair
- Well defined lumbar support
- Stackable to 8 high
- BSEN 1729 compliant
- 5 year guarantee

Images shown are for illustrative purposes only. Please note: matching seat colours and frame colours are similar in shade but not identical. Swatches can be provided for both upon request. **Orders are non-returnable.**

Non  
Returnable  
Item

### 1 Choose Your Shell Colour



### 2 Choose Your Frame Colour



### 3 Choose Your Chair

CODE	AGE RANGE	SEAT HEIGHT (SH)	SEAT WIDTH (SW)	SEAT DEPTH (SD)
NP1	3-4 years	260mm	315mm	260mm
NP2	4-6 years	310mm	315mm	260mm
NP3	6-8 years	350mm	358mm	320mm
NP4	8-11 years	380mm	358mm	320mm
NP5	11-14 years	430mm	405mm	400mm
NP6	14 +	460mm	405mm	400mm

# NP Chair: Black & White

Save 10%  
Quote: **SPRING10%**

A minimum order quantity of 10 units applies to each product SKU (10 of a product with the same finishes, height, and size)



## Highlights

- Choose to have matching shells and frames or 'mix n match'
- The traditional classroom chair
- Well defined lumbar support
- Stackable to 8 high
- BSEN 1729 compliant
- 5 year guarantee

Images shown are for illustrative purposes only. Please note: matching seat colours and frame colours are similar in shade but not identical. Swatches can be provided for both upon request.

Non  
Returnable  
Item\*

### 1 Choose Your Shell Colour

BK Black	WH White*
----------	-----------

### 2 Choose Your Upholstery Colour (Optional Extra)\*\*

Havana	Adobo
--------	-------

### 3 Choose Your Frame Colour

DP1	BK	MC	LG	WH	SV
Duraform Speckled Light Grey	Black	Metallic Charcoal	Light Grey	White ***	Silver ***

### 4 Choose Your Pad (Optional Extra)\*\*



\*White NP Chair orders are non-returnable.

\*\*Only available on sizes 430 & 460mm seat height.

\*\*\*Non-returnable.

### 5 Choose Your Chair

CODE	AGE RANGE	SEAT HEIGHT (SH)	SEAT WIDTH (SW)	SEAT DEPTH (SD)
NP1	3-4 years	260mm	315mm	260mm
NP2	4-6 years	310mm	315mm	260mm
NP3	6-8 years	350mm	358mm	320mm
NP4	8-11 years	380mm	358mm	320mm
NP5	11-14 years	430mm	405mm	400mm
NP6	14 +	460mm	405mm	400mm

# BS Chair

Save 10%  
Quote: **SPRING10%**

A minimum order quantity of 10 units applies to each product SKU (10 of a product with the same finishes, height, and size)



## Highlights


- Unbeatable and durable frame design
- Two piece plastic construction provides excellent lumbar support
- Stackable to 5 high
- Supplied with Duraform Speckled Light Grey frame paint as standard
- BSEN 1729 compliant
- 5 year guarantee



### 1 Choose Your Shell Colour



### 2 Choose Your Frame Colour



\*Non-returnable.

### 3 Choose Your Chair

CODE	AGE RANGE	SEAT HEIGHT (SH)	SEAT WIDTH (SW)	SEAT DEPTH (SD)
BSA	3-4 years	260mm	288mm	240mm
BSB	4-6 years	310mm	288mm	240mm
BSC	6-8 years	350mm	342mm	307mm
BSD	8-11 years	380mm	342mm	307mm
BSE	11-14 years	430mm	382mm	370mm
BSF	14 +	460mm	382mm	370mm

# BS Chair: Colour Collection

Save 10%  
Quote: **SPRING10%**

A minimum order quantity of 10 units applies to each product SKU (10 of a product with the same finishes, height, and size)



## Highlights

- Choose your shell and frame colour from a vibrant choice of 10 different colours
- Two piece plastic construction provides excellent lumbar support
- Stackable to 5 high
- BSEN 1729 compliant
- 5 year guarantee

Images shown are for illustrative purposes only. Please note: matching seat colours and frame colours are similar in shade but not identical. Swatches can be provided for both upon request. **Orders are non-returnable.**

Non  
Returnable  
Item

### 1 Choose Your Shell Colour



### 2 Choose Your Frame Colour



### 3 Choose Your Chair

CODE	AGE RANGE	SEAT HEIGHT (SH)	SEAT WIDTH (SW)	SEAT DEPTH (SD)
BSA	3-4 years	260mm	288mm	240mm
BSB	4-6 years	310mm	288mm	240mm
BSC	6-8 years	350mm	342mm	307mm
BSD	8-11 years	380mm	342mm	307mm
BSE	11-14 years	430mm	382mm	370mm
BSF	14 +	460mm	382mm	370mm



# Chair 2000: Four Legged

Save 10%  
Quote: **SPRING10%**

A minimum order quantity of 10 units applies to each product SKU (10 of a product with the same finishes, height, and size)



## Highlights

- Classic look and feel
- Extremely strong and durable
- Unrivalled posture support across all ages
- Excellent value for money
- Stackable to 7 high
- Supplied with Duraform Speckled Light Grey frame paint as standard
- BSEN 1729 compliant
- 5 year guarantee

### 1 Choose Your Shell Colour



### 2 Choose Your Upholstery Colour (Optional Extra)



### 3 Choose Your Frame Colour

DP1	BK	MC	LG	WH	SV
Duraform Speckled Light Grey	Black	Metallic Charcoal	Light Grey	White *	Silver *

\*Non-returnable.

\*\*Only available on sizes 430 & 460mm seat height.

### 4 Choose Your Pad (Optional Extra)\*\*



Seat & Back Pad  
**SBP**

Seat Pad  
**SP**



### 5 Choose Your Chair

CODE	AGE RANGE	SEAT HEIGHT (SH)	SEAT WIDTH (SW)	SEAT DEPTH (SD)
<b>2017</b>	3-4 years	260mm	310mm	300mm
<b>2018</b>	4-6 years	310mm	310mm	300mm
<b>2019</b>	6-8 years	350mm	310mm	300mm
<b>2015</b>	8-11 years	380mm	390mm	400mm
<b>2020</b>	11-14 years	430mm	390mm	400mm
<b>2021</b>	14 +	460mm	390mm	400mm

# Chair 2000: Skid Base

Save 10%  
Quote: **SPRING10%**

A minimum order quantity of 10 units applies to each product SKU (10 of a product with the same finishes, height, and size)




## Highlights

- Classic look and feel
- The perfect solution to avoiding scratched floors
- Extremely strong and durable
- Available in 2 sizes
- Chair 2000 Skid stackable to 6 high
- Supplied with Duraform Speckled Light Grey frame paint as standard
- BSEN 1729 compliant
- 5 year guarantee

### 1 Choose Your Shell Colour



### 2 Choose Your Upholstery Colour (Optional Extra)



### 3 Choose Your Frame Colour

DP1	BK	MC	LG	WH	SV
Duraform Speckled Light Grey	Black	Metallic Charcoal	Light Grey	White *	Silver *

\*Non-returnable.

\*\*Only available on sizes 430 & 460mm seat height.

### 4 Choose Your Pad (Optional Extra)\*\*



### 5 Choose Your Chair

CODE	AGE RANGE	SEAT HEIGHT (SH)	SEAT WIDTH (SW)	SEAT DEPTH (SD)
<b>2040</b>	11-14 years	430mm	390mm	400mm
<b>2041</b>	14 +	460mm	390mm	400mm

# 25 Series Stools

Save 10%  
Quote: **SPRING10%**

A minimum order quantity of 10 units applies to each product SKU (10 of a product with the same finishes, height, and size)



## Highlights

- Traditional look laboratory/craft stools
  - Supplied with hand hole as standard
  - Choose from either a polished or laminated MDF top
  - Stackable to 6 high
  - 5 year guarantee
- Compliant to EN1729 Part 2

### 1 Choose Your Seat Colour



Other colour top options and spray PU edges are available on request at additional cost.

### 2 Choose Your Frame Colour



\*Non-returnable.

### 3 Choose Your Stool

CODE	SEAT HEIGHT (SH)
25RT1	470mm
25RT2	520mm
25RT3	570mm
25RT4	620mm
25RT5	670mm

### 4 Choose Your Accessory



STEEL FEET - Essential where highly abrasive non-slip flooring is used.  
**FOOT-WSM-METAL**

# 35 Series Stools

Save 10%  
Quote: **SPRING10%**

A minimum order quantity of 10 units applies to each product SKU (10 of a product with the same finishes, height, and size)



## Highlights

- Supplied with a polished and lacquered Beech Ply MDF top
- Ideal for laboratory and craft environments
- Stacks to 8 high
- 5 year guarantee

### 1 Choose Your Seat Colour\*

B Beech Ply

\*Coloured tops are available on request (POA).  
MOQ of 60 stools applies to coloured tops only.  
Supplied Beech Ply as standard.

### 2 Choose Your Frame Colour

DP1	BK	MC	LG	WH	SV
Duraform Speckled Light Grey	Black	Metallic Charcoal	Light Grey	White *	Silver *

\*Non-returnable.

### 3 Choose Your Stool

CODE	SEAT HEIGHT (SH)
35RT4	640mm
35RT5	670mm

# High Chairs: BS, Chair 2000 & NP

Save 10%  
Quote: **SPRING10%**

A minimum order quantity of 10 units applies to each product SKU (10 of a product with the same finishes, height, and size)



## Highlights

- High chairs available in 3 best selling chair styles
- Perfect for use in ICT, craft and science environments
- High chairs represent an impressive combination of durability and comfort
- Each stool is available in 2 sizes and a variety of colour options
- 5 year guarantee

### BS High Chair



### Chair 2000 High Chair



### NP High Chair



#### 1 Choose Your Shell Colour



#### 2 Choose Your Upholstery Colour (Optional Extra)\*



#### 3 Choose Your Frame Colour

DP1	BK	MC	LG	WH	SV
Duraform Speckled Light Grey	Black	Metallic Charcoal	Light Grey	White **	Silver **

#### 4 Choose Your Accessory



STEEL FEET - Essential where highly abrasive non-slip flooring is used.  
**FOOT-WSM-METAL**

\*NP High Chair & Chair 2000 High Chair only.  
\*\*Non-returnable.

#### 5 Choose Your Stool

##### BS High Chair

CODE	SEAT HEIGHT (SH)
MS127	640mm
MS128	670mm

##### Chair 2000 High Chair

CODE	SEAT HEIGHT (SH)
2104	620mm
2105	670mm

##### NP High Chair

CODE	SEAT HEIGHT (SH)
NP5ST4	610mm
NP5ST5	670mm



# WSM Stool: Four Legged

Save 10%  
Quote: **SPRING10%**

A minimum order quantity of 10 units applies to each product SKU (10 of a product with the same finishes, height, and size)




## Highlights

- Classic stacking stool
- Excellent lumbar support
- Supplied with Duraform Speckled Light Grey frame paint as standard
- Comfortable and stylish
- Stackable to 6 high
- BSEN 1729 compliant
- 5 year guarantee

### 1 Choose Your Shell Colour



### 2 Choose Your Frame Colour



### 3 Choose Your Accessory



STEEL FEET - Essential where highly abrasive non-slip flooring is used.

**FOOT-WSM-METAL**

\*Non-returnable.

### 4 Choose Your Stool

CODE	SEAT HEIGHT (SH)	SEAT WIDTH (SW)
WSM1	395mm	340mm
WSM2	445mm	340mm
WSM3	560mm	340mm
WSM4	610mm	340mm
WSM5	685mm	340mm

# WSM Stool: Skid Base

Save 10%  
Quote: **SPRING10%**

A minimum order quantity of 10 units applies to each product SKU (10 of a product with the same finishes, height, and size)



## Highlights

- Non tilt frame protects floor in high wear situations
- Robust anti-tilt design
- Integral lumbar support
- Stackable to 6 high
- BSEN 1729 compliant
- 5 year guarantee

### 1 Choose Your Shell Colour



### 2 Choose Your Frame Colour



### 3 Choose Your Accessory



STEEL FEET - Essential where highly abrasive non-slip flooring is used.

**FOOT-WSM-METAL**



GLIDES\*\* - Essential where highly abrasive non-slip flooring is used. 6 x glides provided per skid frame stool. Factory fitted - must be purchased at the same time of ordering the stool.

**WSMSKID-GL**

### 4 Choose Your Stool

CODE	SEAT HEIGHT (SH)	SEAT WIDTH (SW)
<b>WSM1SKID</b>	395mm	340mm
<b>WSM2SKID</b>	445mm	340mm
<b>WSM3SKID</b>	560mm	340mm
<b>WSM4SKID</b>	610mm	340mm
<b>WSM5SKID</b>	685mm	340mm

\*Non-returnable.

\*\*Only available on WSM Skid Base stools.