

 *Metalliform*



Spring Sale

QUOTE: SPRING10%



SAVE 10%

Choose from a range of tables, chairs and stools

Offer valid from 01.03.25 - 31.05.25



Flying The Flag For British Manufacturing

You could **SAVE 10%*** on selected **Tables, Chairs and now includes Stools.**

*10% discount is available for orders placed throughout March to end of May 2025. A minimum order quantity of 10 units applies to each product SKU (10 of a product with the same finishes, height, and size). Offer is subject to availability. Offer is not available in conjunction with any others. Special offer ends 31.05.25. Accessories are not included.

All orders must quote 'SPRING10%' to apply.

 **01226 350 555**  **sales@metalliform.co.uk**

 **www.metalliform.co.uk**  **metalliformltd**

Metalliform Holdings Ltd., Chambers Road, Hoyland, Barnsley S74 0EZ

Crushed Bent Tables	3
Crushed Bent Tables: Colour Collection	4
Fully Welded Tables	5
Fully Welded Tables: Colour Collection	6
RT32 Tables	7
ST Chairs	8
NP Chairs	9
NP Chairs: Colour Collection	10
NP Chairs: Black & White	11
BS Chairs	12
BS Chairs: Colour Collection	13
Chair 2000: Four Legged	14
Chair 2000: Skid Base	15
25 Series Stools	16
35 Series Stools	17
High Chairs: BS, NP & Chair 2000	18
WSM Stools: Four Legged	19
WSM Stools: Skid Base	20

Crushed Bent Tables

Save 10%
Quote: **SPRING10%**

A minimum order quantity of 10 units applies to each product SKU (10 of a product with the same finishes, height, and size)



Rectangular



Square



Circular*



Semi-Circular*

Highlights

- Supplied with a hard wearing 18mm MDF top and a sturdy Crushed Bent 25mm square tube frame
- Stack 8 high for ease of storage
- BSEN 1729 compliant
- 5 year guarantee




Trapezoidal


1 Choose Your Laminate Top Colour



2 Choose Your Frame Colour



3 Choose Your Edge Style: PU, MDF



3 Choose Your Edge Style: BURO



4 Choose Your Table

SHAPE	SIZE (L X W)	MDF EDGE CODE	DURAFORM EDGE CODE	BURO EDGE CODE
Rectangular	1100 x 550mm***	CBSQ-115-MD	CBSQ-115-PS	CBSQ-115-B
Rectangular	1200 x 600mm	CBSQ-126-MD	CBSQ-126-PS	CBSQ-126-B
Square	600 x 600mm	CBSQ-66-MD	CBSQ-66-PS	CBSQ-66-B
Trapezoidal	1100 x 550mm***	CBSQ-11LE-MD	CBSQ-11LE-PS	CBSQ-11LE-B
Trapezoidal	1200 x 600mm	CBSQ-12LE-MD	CBSQ-12LE-PS	CBSQ-12LE-B
Circular	750mm Diameter	CBSQ-7C-MD	CBSQ-7C-PS	-
Circular	1000mm Diameter	CBSQ-10C-MD	CBSQ-10C-PS	-
Semi-Circular	1100mm Diameter***	CBSQ-11SC-MD	CBSQ-11SC-PS	-
Semi-Circular	1200mm Diameter	CBSQ-12SC-MD	CBSQ-12SC-PS	-

5 Choose Your Table Height

HEIGHT	AGE RANGE
460mm	3-4 Years
530mm	4-6 Years
590mm	6-8 Years
640mm	8-11 Years
710mm	11-14 Years
760mm	14 +

*BURO Edge not available on Circular or Semi-Circular.

**Non-returnable.

***Not recommended for secondary school use.

Accessories available on request.

Crushed Bent Table: Colour Collection

Save 10%
Quote: **SPRING10%**

A minimum order quantity of 10 units applies to each product SKU (10 of a product with the same finishes, height, and size)



Highlights

- Choose from a vibrant choice of 7 different colours
- Supplied with a hard wearing 18mm MDF top and a sturdy Crushed Bent 25mm square tube frame
- Stackable to 8 high for ease of storage
- 5 year guarantee

Non
Returnable
Item

1 Choose Your Laminate Top Colour



2 Choose Your Frame Colour



3 Choose Your Edge Style



Standard MDF Bullnose

Images shown are for illustrative purposes only. Please note: matching table top colours and frame colours are similar in shade but not identical. Swatches can be provided for both upon request. Frame and laminate colours can be 'mix n matched'.

Orders are non-returnable.

4 Choose Your Table

SHAPE	SIZE (L X W)	MDF EDGE CODE
Rectangular	1100 x 550mm*	CBSQ-115-MD
Rectangular	1200 x 600mm	CBSQ-126-MD

*Not recommended for secondary school use.

5 Choose Your Table Height

HEIGHT	AGE RANGE
460mm	3-4 Years
530mm	4-6 Years
590mm	6-8 Years
640mm	8-11 Years
710mm	11-14 Years
760mm	14 +

Fully Welded Tables

Save 10%
Quote: **SPRING10%**

A minimum order quantity of 10 units applies to each product SKU (10 of a product with the same finishes, height, and size)



Rectangular



Square



Circular*



Semi-Circular*

Highlights

- Traditional fully welded tables with quality finish
- Can be spirally stacked for ease of storage
- Solid 18mm MDF tops with high pressure laminate
- Sturdy 25mm square tube frame
- BSEN 1729 compliant
- 5 year guarantee




Trapezoidal

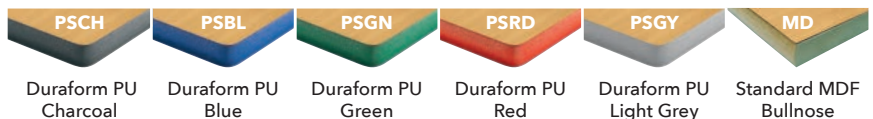
1 Choose Your Laminate Top Colour



2 Choose Your Frame Colour



3 Choose Your Edge Style: PU, MDF



3 Choose Your Edge Style: BURO



4 Choose Your Table

SHAPE	SIZE (L X W)	MDF EDGE CODE	DURAFORM EDGE CODE	BURO EDGE CODE
Rectangular	1100 x 550mm***	SQSS-115-MD	SQSS-115-PS	SQSS-115-B
Rectangular	1200 x 600mm	SQSS-126-MD	SQSS-126-PS	SQSS-126-B
Square	600 x 600mm	SQSS-66-MD	SQSS-66-PS	SQSS-66-B
Trapezoidal	1100 x 550mm***	SQSS-11LE-MD	SQSS-11LE-PS	SQSS-11LE-B
Trapezoidal	1200 x 600mm	SQSS-12LE-MD	SQSS-12LE-PS	SQSS-12LE-B
Circular	1000mm Diameter	SQSS-10C-MD	SQSS-10C-PS	-
Circular	1100mm Diameter	SQSS-11C-MD	SQSS-11C-PS	-
Circular	1200mm Diameter	SQSS-12C-MD	SQSS-12C-PS	-
Semi-Circular	1100mm Diameter***	SQSS-11SC-MD	SQSS-11SC-PS	-
Semi-Circular	1200mm Diameter	SQSS-12SC-MD	SQSS-12SC-PS	-

5 Choose Your Table Height

HEIGHT	AGE RANGE
460mm	3-4 Years
530mm	4-6 Years
590mm	6-8 Years
640mm	8-11 Years
710mm	11-14 Years
760mm	14 +

*BURO Edge not available on Circular or Semi-Circular.
**Non-returnable.
***Not recommended for secondary school use.
Accessories available on request.

Fully Welded Table: Colour Collection

Save 10%
Quote: **SPRING10%**

A minimum order quantity of 10 units applies to each product SKU (10 of a product with the same finishes, height, and size)



Highlights

- Traditional fully welded tables with quality finish
- Can be spirally stacked for ease of storage
- Solid 18mm MDF tops with high pressure laminate
- Sturdy 25mm square tube frame
- BSEN 1729 compliant
- 5 year guarantee

Non
Returnable
Item


1 Choose Your Laminate Top Colour



2 Choose Your Frame Colour*



3 Choose Your Edge Style



Standard MDF Bullnose

Images shown are for illustrative purposes only. Please note: matching table top colours and frame colours are similar in shade but not identical. Swatches can be provided for both upon request. Frame and laminate colours can be 'mix n matched'.

Orders are non-returnable.

4 Choose Your Table

SHAPE	SIZE (L X W)	MDF EDGE CODE
Rectangular	1100 x 550mm*	SQSS-115-MD
Rectangular	1200 x 600mm	SQSS-126-MD

*Not recommended for secondary school use.

5 Choose Your Table Height

HEIGHT	AGE RANGE
460mm	3-4 Years
530mm	4-6 Years
590mm	6-8 Years
640mm	8-11 Years
710mm	11-14 Years
760mm	14 +

RT32 Tables

Save 10%
Quote: **SPRING10%**

A minimum order quantity of 10 units applies to each product SKU (10 of a product with the same finishes, height, and size)



Rectangular

Square



Trapezoidal

Circular*

Semi-Circular*

Arc****

Highlights

- Spiral stacking tables with premium round tube legs (32mm)
- Solid 18mm MDF tops with a high pressure laminate
- 5 year guarantee

*BURO Edge not available on Circular or Semi-Circular.

**Non-returnable.

***Not recommended for secondary school use.

****2100mm when 4 tables are together to make a circular shape.


1 Choose Your Laminate Top Colour



2 Choose Your Frame Colour



3 Choose Your Edge Style: PU, MDF



3 Choose Your Edge Style: BURO

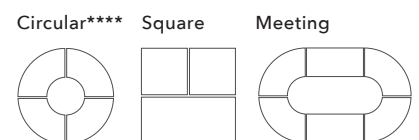


4 Choose Your Table Shape

SHAPE	SIZE (L X W)	MDF EDGE CODE	DURAFORM EDGE CODE	BURO EDGE CODE
Rectangular	1100 x 550mm**	RT32-115-MD	RT32-115-PS	RT32-115-B
Rectangular	1200 x 600mm	RT32-126-MD	RT32-126-PS	RT32-126-B
Rectangular	1500 x 750mm	RT32-157-MD	RT32-157-PS	RT32-157-B
Square	600 x 600mm	RT32-66-MD	RT32-66-PS	RT32-66-B
Square	750 x 750mm	RT32-77-MD	RT32-77-PS	RT32-77-B
Trapezoidal	1100 x 550mm***	RT32-111E-MD	RT32-111E-PS	RT32-111E-B
Trapezoidal	1200 x 600mm	RT32-121E-MD	RT32-121E-PS	RT32-121E-B
Circular	1100mm Diameter	RT32-11C-MD	RT32-11C-PS	-
Circular	1200mm Diameter	RT32-12C-MD	RT32-12C-PS	-
Semi-Circular	1100mm Diameter***	RT32-11SC-MD	RT32-11SC-PS	-
Semi-Circular	1200mm Diameter	RT32-12SC-MD	RT32-12SC-PS	-
Arc	1490 x 600mm****	RT32-ARCV2-MD	RT32-ARCV2-PS	-

5 Choose Your Table Height

HEIGHT	AGE RANGE
460mm	3-4 Years
530mm	4-6 Years
590mm	6-8 Years
640mm	8-11 Years
710mm	11-14 Years
760mm	14 +



ST Chair

Save 10%
Quote: **SPRING10%**

A minimum order quantity of 10 units applies to each product SKU (10 of a product with the same finishes, height, and size)



Highlights

- Anti-tilt design
- Ergonomically designed for correct posture
- Comfortable and supportive
- Supplied with Duraform Speckled Light Grey frame paint
- No nuts or screws
- Stackable to 10 high
- Connectable via a linkable device
- BSEN 1729 compliant
- Amazing 15 year guarantee

1 Choose Your Shell Colour



2 Choose Your Upholstery Colour (Optional Extra)



3 Choose Your Frame



Duraform Speckled Light Grey

*Only available on sizes 430 & 460mm seat height.

4 Choose Your Accessory



Linking Device*
LD



Chair Trolley
CHAIRTR



Seat Pad*
SP

5 Choose Your Chair

CODE	AGE RANGE	SEAT HEIGHT (SH)	SEAT WIDTH (SW)	SEAT DEPTH (SD)
ST1	3-4 years	260mm	300mm	260mm
ST2	4-6 years	310mm	300mm	260mm
ST3	6-8 years	350mm	350mm	320mm
ST4	8-11 years	380mm	350mm	320mm
ST5	11-14 years	430mm	394mm	400mm
ST6	14 +	460mm	394mm	400mm

NP Chair

Save 10%
Quote: **SPRING10%**

A minimum order quantity of 10 units applies to each product SKU (10 of a product with the same finishes, height, and size)



Highlights

- The traditional classroom chair
- A robust general purpose chair
- Well defined lumbar support
- Stackable to 8 high
- BSEN 1729 compliant
- Supplied with Duraform Speckled Light Grey frame paint as standard
- BSEN 1729 compliant
- 5 year guarantee

1 Choose Your Shell Colour



2 Choose Your Upholstery Colour (Optional Extra)



3 Choose Your Frame Colour

DP1	BK	MC	LG	WH	SV
Duraform Speckled Light Grey	Black	Metallic Charcoal	Light Grey	White *	Silver *

*Non-returnable.

**Only available on sizes 430 & 460mm seat height.

4 Choose Your Pad (Optional Extra)**



Seat & Back Pad
SBP

Seat Pad
SP



5 Choose Your Chair

CODE	AGE RANGE	SEAT HEIGHT (SH)	SEAT WIDTH (SW)	SEAT DEPTH (SD)
NP1	3-4 years	260mm	315mm	260mm
NP2	4-6 years	310mm	315mm	260mm
NP3	6-8 years	350mm	358mm	320mm
NP4	8-11 years	380mm	358mm	320mm
NP5	11-14 years	430mm	405mm	400mm
NP6	14 +	460mm	405mm	400mm

NP Chair: Colour Collection

Save 10%
Quote: **SPRING10%**

A minimum order quantity of 10 units applies to each product SKU (10 of a product with the same finishes, height, and size)



Highlights

- Choose your shell and frame colour from a vibrant choice of 10 different colours
- The traditional classroom chair
- Well defined lumbar support
- Stackable to 8 high
- BSEN 1729 compliant
- 5 year guarantee

Images shown are for illustrative purposes only. Please note: matching seat colours and frame colours are similar in shade but not identical. Swatches can be provided for both upon request. **Orders are non-returnable.**

Non
Returnable
Item

1 Choose Your Shell Colour



2 Choose Your Frame Colour



3 Choose Your Chair

CODE	AGE RANGE	SEAT HEIGHT (SH)	SEAT WIDTH (SW)	SEAT DEPTH (SD)
NP1	3-4 years	260mm	315mm	260mm
NP2	4-6 years	310mm	315mm	260mm
NP3	6-8 years	350mm	358mm	320mm
NP4	8-11 years	380mm	358mm	320mm
NP5	11-14 years	430mm	405mm	400mm
NP6	14 +	460mm	405mm	400mm

NP Chair: Black & White

Save 10%
Quote: **SPRING10%**

A minimum order quantity of 10 units applies to each product SKU (10 of a product with the same finishes, height, and size)



Highlights

- Choose to have matching shells and frames or 'mix n match'
- The traditional classroom chair
- Well defined lumbar support
- Stackable to 8 high
- BSEN 1729 compliant
- 5 year guarantee

Images shown are for illustrative purposes only. Please note: matching seat colours and frame colours are similar in shade but not identical. Swatches can be provided for both upon request.

Non
Returnable
Item*

1 Choose Your Shell Colour

BK Black	WH White*
----------	-----------

2 Choose Your Upholstery Colour (Optional Extra)**

Havana	Adobo
--------	-------

3 Choose Your Frame Colour

DP1	BK	MC	LG	WH	SV
Duraform Speckled Light Grey	Black	Metallic Charcoal	Light Grey	White ***	Silver ***

4 Choose Your Pad (Optional Extra)**



*White NP Chair orders are non-returnable.

**Only available on sizes 430 & 460mm seat height.

***Non-returnable.

5 Choose Your Chair

CODE	AGE RANGE	SEAT HEIGHT (SH)	SEAT WIDTH (SW)	SEAT DEPTH (SD)
NP1	3-4 years	260mm	315mm	260mm
NP2	4-6 years	310mm	315mm	260mm
NP3	6-8 years	350mm	358mm	320mm
NP4	8-11 years	380mm	358mm	320mm
NP5	11-14 years	430mm	405mm	400mm
NP6	14 +	460mm	405mm	400mm

BS Chair

Save 10%
Quote: **SPRING10%**

A minimum order quantity of 10 units applies to each product SKU (10 of a product with the same finishes, height, and size)



Highlights

- Unbeatable and durable frame design
- Two piece plastic construction provides excellent lumbar support
- Stackable to 5 high
- Supplied with Duraform Speckled Light Grey frame paint as standard
- BSEN 1729 compliant
- 5 year guarantee



1 Choose Your Shell Colour



2 Choose Your Frame Colour



*Non-returnable.

3 Choose Your Chair

CODE	AGE RANGE	SEAT HEIGHT (SH)	SEAT WIDTH (SW)	SEAT DEPTH (SD)
BSA	3-4 years	260mm	288mm	240mm
BSB	4-6 years	310mm	288mm	240mm
BSC	6-8 years	350mm	342mm	307mm
BSD	8-11 years	380mm	342mm	307mm
BSE	11-14 years	430mm	382mm	370mm
BSF	14 +	460mm	382mm	370mm

BS Chair: Colour Collection

Save 10%
Quote: **SPRING10%**

A minimum order quantity of 10 units applies to each product SKU (10 of a product with the same finishes, height, and size)



Highlights

- Choose your shell and frame colour from a vibrant choice of 10 different colours
- Two piece plastic construction provides excellent lumbar support
- Stackable to 5 high
- BSEN 1729 compliant
- 5 year guarantee

Images shown are for illustrative purposes only. Please note: matching seat colours and frame colours are similar in shade but not identical. Swatches can be provided for both upon request. **Orders are non-returnable.**

Non
Returnable
Item

1 Choose Your Shell Colour



2 Choose Your Frame Colour



3 Choose Your Chair

CODE	AGE RANGE	SEAT HEIGHT (SH)	SEAT WIDTH (SW)	SEAT DEPTH (SD)
BSA	3-4 years	260mm	288mm	240mm
BSB	4-6 years	310mm	288mm	240mm
BSC	6-8 years	350mm	342mm	307mm
BSD	8-11 years	380mm	342mm	307mm
BSE	11-14 years	430mm	382mm	370mm
BSF	14 +	460mm	382mm	370mm

Chair 2000: Four Legged

Save 10%
Quote: **SPRING10%**

A minimum order quantity of 10 units applies to each product SKU (10 of a product with the same finishes, height, and size)



Highlights

- Classic look and feel
- Extremely strong and durable
- Unrivalled posture support across all ages
- Excellent value for money
- Stackable to 7 high
- Supplied with Duraform Speckled Light Grey frame paint as standard
- BSEN 1729 compliant
- 5 year guarantee

1 Choose Your Shell Colour



2 Choose Your Upholstery Colour (Optional Extra)



3 Choose Your Frame Colour

DP1	BK	MC	LG	WH	SV
Duraform Speckled Light Grey	Black	Metallic Charcoal	Light Grey	White *	Silver *

*Non-returnable.

**Only available on sizes 430 & 460mm seat height.

4 Choose Your Pad (Optional Extra)**



Seat & Back Pad
SBP

Seat Pad
SP



5 Choose Your Chair

CODE	AGE RANGE	SEAT HEIGHT (SH)	SEAT WIDTH (SW)	SEAT DEPTH (SD)
2017	3-4 years	260mm	310mm	300mm
2018	4-6 years	310mm	310mm	300mm
2019	6-8 years	350mm	310mm	300mm
2015	8-11 years	380mm	390mm	400mm
2020	11-14 years	430mm	390mm	400mm
2021	14 +	460mm	390mm	400mm

Chair 2000: Skid Base

Save 10%
Quote: **SPRING10%**

A minimum order quantity of 10 units applies to each product SKU (10 of a product with the same finishes, height, and size)




Highlights

- Classic look and feel
- The perfect solution to avoiding scratched floors
- Extremely strong and durable
- Available in 2 sizes
- Chair 2000 Skid stackable to 6 high
- Supplied with Duraform Speckled Light Grey frame paint as standard
- BSEN 1729 compliant
- 5 year guarantee

1 Choose Your Shell Colour



2 Choose Your Upholstery Colour (Optional Extra)



3 Choose Your Frame Colour

DP1	BK	MC	LG	WH	SV
Duraform Speckled Light Grey	Black	Metallic Charcoal	Light Grey	White *	Silver *

*Non-returnable.

**Only available on sizes 430 & 460mm seat height.

4 Choose Your Pad (Optional Extra)**



Seat & Back Pad
SBP

Seat Pad
SP



5 Choose Your Chair

CODE	AGE RANGE	SEAT HEIGHT (SH)	SEAT WIDTH (SW)	SEAT DEPTH (SD)
2040	11-14 years	430mm	390mm	400mm
2041	14 +	460mm	390mm	400mm

25 Series Stools

Save 10%
Quote: **SPRING10%**

A minimum order quantity of 10 units applies to each product SKU (10 of a product with the same finishes, height, and size)



Highlights


- Traditional look laboratory/craft stools
 - Supplied with hand hole as standard
 - Choose from either a polished or laminated MDF top
 - Stackable to 6 high
 - 5 year guarantee
- Compliant to EN1729 Part 2

1 Choose Your Seat Colour



Other colour top options and spray PU edges are available on request at additional cost.

2 Choose Your Frame Colour



*Non-returnable.

3 Choose Your Stool

CODE	SEAT HEIGHT (SH)
25RT1	470mm
25RT2	520mm
25RT3	570mm
25RT4	620mm
25RT5	670mm

4 Choose Your Accessory



STEEL FEET - Essential where highly abrasive non-slip flooring is used.
FOOT-WSM-METAL

35 Series Stools

Save 10%
Quote: **SPRING10%**

A minimum order quantity of 10 units applies to each product SKU (10 of a product with the same finishes, height, and size)



Highlights

- Supplied with a polished and lacquered Beech Ply MDF top
- Ideal for laboratory and craft environments
- Stacks to 8 high
- 5 year guarantee

1 Choose Your Seat Colour*

B Beech Ply

*Coloured tops are available on request (POA).
MOQ of 60 stools applies to coloured tops only.
Supplied Beech Ply as standard.

2 Choose Your Frame Colour

DP1	BK	MC	LG	WH	SV
Duraform Speckled Light Grey	Black	Metallic Charcoal	Light Grey	White *	Silver *

*Non-returnable.

3 Choose Your Stool

CODE	SEAT HEIGHT (SH)
35RT4	640mm
35RT5	670mm

High Chairs: BS, Chair 2000 & NP

Save 10%
Quote: **SPRING10%**

A minimum order quantity of 10 units applies to each product SKU (10 of a product with the same finishes, height, and size)



Highlights

- High chairs available in 3 best selling chair styles
- Perfect for use in ICT, craft and science environments
- High chairs represent an impressive combination of durability and comfort
- Each stool is available in 2 sizes and a variety of colour options
- 5 year guarantee

BS High Chair



Chair 2000 High Chair



NP High Chair



1 Choose Your Shell Colour



2 Choose Your Upholstery Colour (Optional Extra)*



3 Choose Your Frame Colour

DP1	BK	MC	LG	WH	SV
Duraform Speckled Light Grey	Black	Metallic Charcoal	Light Grey	White **	Silver **

4 Choose Your Accessory



STEEL FEET - Essential where highly abrasive non-slip flooring is used.
FOOT-WSM-METAL

*NP High Chair & Chair 2000 High Chair only.
**Non-returnable.

5 Choose Your Stool

BS High Chair

CODE	SEAT HEIGHT (SH)
MS127	640mm
MS128	670mm

Chair 2000 High Chair

CODE	SEAT HEIGHT (SH)
2104	620mm
2105	670mm

NP High Chair

CODE	SEAT HEIGHT (SH)
NP5ST4	610mm
NP5ST5	670mm

WSM Stool: Four Legged

Save 10%
Quote: **SPRING10%**

A minimum order quantity of 10 units applies to each product SKU (10 of a product with the same finishes, height, and size)



Highlights

- Classic stacking stool
- Excellent lumbar support
- Supplied with Duraform Speckled Light Grey frame paint as standard
- Comfortable and stylish
- Stackable to 6 high
- BSEN 1729 compliant
- 5 year guarantee

1 Choose Your Shell Colour



2 Choose Your Frame Colour



3 Choose Your Accessory



STEEL FEET - Essential where highly abrasive non-slip flooring is used.

FOOT-WSM-METAL

*Non-returnable.

4 Choose Your Stool

CODE	SEAT HEIGHT (SH)	SEAT WIDTH (SW)
WSM1	395mm	340mm
WSM2	445mm	340mm
WSM3	560mm	340mm
WSM4	610mm	340mm
WSM5	685mm	340mm

WSM Stool: Skid Base

Save 10%
Quote: **SPRING10%**

A minimum order quantity of 10 units applies to each product SKU (10 of a product with the same finishes, height, and size)




Highlights

- Non tilt frame protects floor in high wear situations
- Robust anti-tilt design
- Integral lumbar support
- Stackable to 6 high
- BSEN 1729 compliant
- 5 year guarantee

1 Choose Your Shell Colour



2 Choose Your Frame Colour



3 Choose Your Accessory



STEEL FEET - Essential where highly abrasive non-slip flooring is used.

FOOT-WSM-METAL



GLIDES** - Essential where highly abrasive non-slip flooring is used. 6 x glides provided per skid frame stool. Factory fitted - must be purchased at the same time of ordering the stool.

WSMSKID-GL

4 Choose Your Stool

CODE	SEAT HEIGHT (SH)	SEAT WIDTH (SW)
WSM1SKID	395mm	340mm
WSM2SKID	445mm	340mm
WSM3SKID	560mm	340mm
WSM4SKID	610mm	340mm
WSM5SKID	685mm	340mm

*Non-returnable.

**Only available on WSM Skid Base stools.