



DINING RANGE

Our dining furniture ranges are built to withstand the heavy demands of canteen food service areas



Flying The Flag For British Manufacturing



Contents



Located in the heart of Barnsley, Yorkshire, our 80,000 square foot manufacturing facility employs over 100 full-time skilled personnel. This enables us to respond quickly and efficiently to customer requirements throughout the UK and Internationally.

We are proud to be a British manufacturer supplying to schools, colleges, universities, purchasing supply catalogue customers, office suppliers, construction companies and local authorities.

If you are looking for an exceptional furniture specialist that can provide you with fantastic products alongside the highest level of customer service, then please contact us for more information:

 **01226 350 555**  **sales@metalliform.co.uk**

 **www.metalliform.co.uk**  **metalliformltd**

Metalliform Holdings Ltd., Chambers Road, Hoyland, Barnsley S74 0EZ

Four Seater Bench	3
Four Seater Canteen Table & NP Chairs	4
Four Seater Cantilever Table & NP Chairs	5
Gala Dining	6
Standard Dining Tables & Benches	7
Tilt Top Dining Tables	8
Two Seater Canteen Table & NP Chairs	9

Four Seater Bench



Highlights

- Ideal for use in canteen food service areas
- Solid 25mm table top
- Sturdy steel frame coated in hard wearing paint
- Double entry use
- Quality and value for money
- Delivered fully assembled
- 2 year guarantee



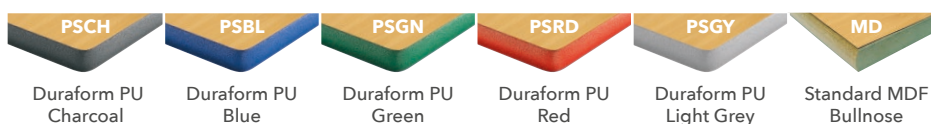
1 Choose Your Laminate Top Colour



2 Choose Your Frame Colour



3 Choose Your Edge Style



4 Choose Your Bench

OVERALL DIMENSIONS (L x W)	TABLE DIMENSIONS (L X W)	CODE
1200 x 1240mm	1200 x 600mm	CAN-WOODMID

Please Note: Legs need to be bolted to the floor using the two fixing plates supplied before use!

Orders are non-returnable.

Four Seater Canteen Table & NP Chairs



Highlights

- Ideal for use in canteen food service areas
- Solid 25mm table top
- Sturdy steel frame coated in hard wearing paint
- Double or single entry available
- Available with a choice of 10 seat colours
- Quality and value for money
- 2 year guarantee




1 Choose Your Shell Colour



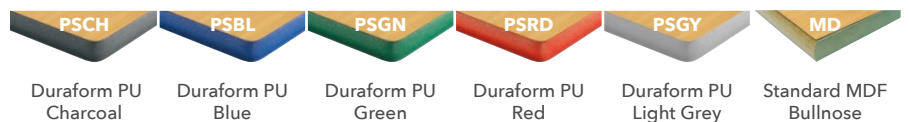
2 Choose Your Laminate Top Colour



3 Choose Your Frame Colour



4 Choose Your Edge Style



5 Choose Your Bench

OVERALL DIMENSIONS (L x W)	TABLE DIMENSIONS (L X W)	CODE
1200 x 1492mm	1200 x 600mm	CAN-4SEATERMID

Please Note: Legs need to be bolted to the floor using the two fixing plates supplied before use!

Delivered fully assembled.

Orders are non-returnable.

Four Seater Cantilever Table & NP Chairs



Highlights

- Ideal for use in canteen food service areas
- Solid 25mm table top
- Sturdy steel frame coated in hard wearing paint
- Single entry only
- Available with a choice of 10 seat colours
- Quality and value for money
- 2 year guarantee




1 Choose Your Shell Colour



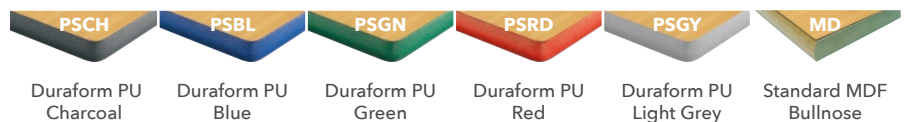
2 Choose Your Laminate Top Colour



3 Choose Your Frame Colour



4 Choose Your Edge Style



5 Choose Your Bench

OVERALL DIMENSIONS (L x W)	TABLE DIMENSIONS (L X W)	CODE
1200 x 1492mm	1200 x 600mm	CAN-4SEATEREND

Please Note: Legs need to be bolted to the floor using the two fixing plates supplied before use!
Delivered fully assembled.
Orders are non-returnable.

Gala Dining



Highlights

- Chunky 30mm Crushed Bent frame with Duraform Speckled Light Grey frame paint
- Three tables and six benches neatly stack away when not in use
- Available in sizes to suit Infant and Junior Schools
- Encourages communal dining
- One set includes one table and two benches
- Fantastic classroom solution to fit 18 pupils (3 tables and 6 benches)
- Supplied with Duraform Speckled Light Grey frame paint as standard
- 5 year guarantee

Orders are non-returnable.

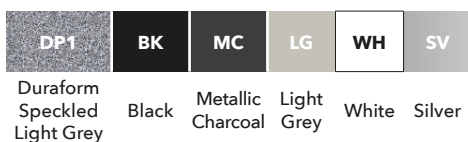
1 Choose Your Table Laminate Top Colour



2 Choose Your Bench Vinyl Colour



3 Choose Your Frame Colour



4 Choose Your Edge Style



5 Choose Your Dining Set

SET	QUANTITY	TABLE SIZE (L X W X H)	BENCH SIZE (L X W X H)	CODE
Infant	1x Table and 2x Benches	1600 x 750 x 530mm	1400 x 300 x 310mm	GALA-SET-I-LAM-VINYL
Junior	1x Table and 2x Benches	1600 x 750 x 640mm	1400 x 300 x 380mm	GALA-SET-J-LAM-VINYL

Standard Dining Tables & Benches



Highlights

- Bench style dining sets
- Set comprises of two benches and a table
- Choose from seven different frame colours
- 25mm MDF table top with a BURO edge
- Chunky 40x40mm box section vibrant coloured frame
- Benches store underneath the table for a tidy environment
- 5 year guarantee



1 Choose Your Frame Colour



2 Choose Your Laminate



3 Choose Your BURO Edge Colour




4 Choose Your Dining Table

TABLE SIZE (L X W X H)	BENCH SIZE (L X W X H)	QUANTITY	CODE
1600 x 800 x 760mm	1400 x 400 x 450mm	1x Table and 2x Benches	STDINING-168-B
1800 x 800 x 760mm	1600 x 400 x 450mm	1x Table and 2x Benches	STDINING-188-B
2000 x 800 x 760mm	1800 x 400 x 450mm	1x Table and 2x Benches	STDINING-208-B
2200 x 800 x 760mm	2000 x 400 x 450mm	1x Table and 2x Benches	STDINING-228-B

Orders are non-returnable.

Tilt Top Dining Tables



Circular



Oval



Equal / Irregular Octagonal



Rectangular

Highlights


- Perfect for regular use in dining rooms
- Easy to open and close then wheel away and store
- Supplied with 4 locking castors
- Supplied with Duraform Speckled Light Grey frame paint as standard
- 5 year guarantee



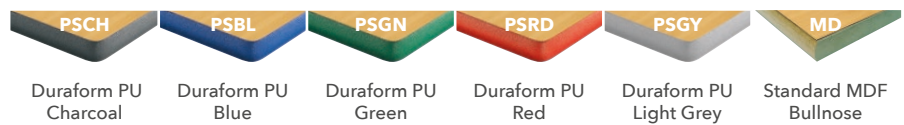
1 Choose Your Laminate Top Colour



2 Choose Your Frame Colour



3 Choose Your Edge Style



4 Choose Your Dining Table

SHAPE	SIZE (L x W)	MDF EDGE CODE	DURAFORM EDGE CODE
Circular	1200mm Diameter	TILT-CIRC-MD	TILT-CIRC-PS
Oval	1610 x 900mm	TILT-OV-MD	TILT-OV-PS
Equal Octagonal	1200 x 1200mm	TILT-EQOCT-MD	TILT-EQOCT-PS
Irregular Octagonal	1380 x 1000mm	TILT-OCT-MD	TILT-OCT-PS
Rectangular	1200 x 900mm	TILT-129-MD	TILT-129-PS
Rectangular	1500 x 900mm	TILT-159-MD	TILT-159-PS

5 Choose Your Table Height

HEIGHT	AGE RANGE
590mm*	6-8 Years
640mm	8-11 Years
710mm	11-14 Years
760mm	14 +

*Not available on Circular Table option.

Two Seater Canteen Table & NP Chairs



Highlights

- Ideal for use in canteen food service areas
- Solid 25mm table top
- Sturdy steel frame coated in hard wearing paint
- Single entry only
- Available with a choice of 10 seat colours
- Quality and value for money
- 2 year guarantee

1 Choose Your Shell Colour



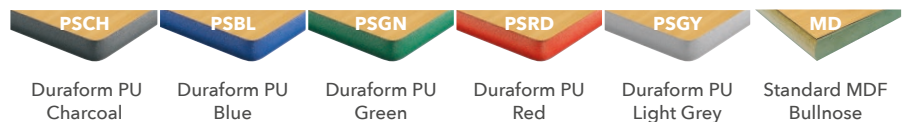
2 Choose Your Laminate Top Colour



3 Choose Your Frame Colour



4 Choose Your Edge Style



5 Choose Your Bench

OVERALL DIMENSIONS (L x W)	TABLE DIMENSIONS (L x W)	CODE
1492 x 600mm	600 x 600mm	CAN-2SEATER

Delivered fully assembled.

Please Note: Legs need to be bolted to the floor using the two fixing plates supplied before use.

Orders are non-returnable.