



# HEIGHT ADJUSTABLE TABLE RANGE

We offer a diverse range  
of height adjustable tables, enabling us  
to meet all your table requirements



Flying The Flag For British Manufacturing



# Contents



Located in the heart of Barnsley, Yorkshire, our 80,000 square foot manufacturing facility employs over 100 full-time skilled personnel. This enables us to respond quickly and efficiently to customer requirements throughout the UK and Internationally.

We are proud to be a British manufacturer supplying to schools, colleges, universities, purchasing supply catalogue customers, office suppliers, construction companies and local authorities.

If you are looking for an exceptional furniture specialist that can provide you with fantastic products alongside the highest level of customer service, then please contact us for more information:

 **01226 350 555**     **sales@metalliform.co.uk**

 **www.metalliform.co.uk**     **metalliformltd**

Metalliform Holdings Ltd., Chambers Road, Hoyland, Barnsley S74 0EZ

Elite Tables **3**

Flower Table **4**

HA200 Table **5**

HA600 Table **6**

Rainbow Table **7**

Rainbow Table **8**

# Elite Tables



## Highlights

- Excellent variety of vibrant laminates
- Stylish oval tube frame
- Height adjustable table for use with wheelchairs or where a versatile environment is required
- 5 year guarantee



## 1 Choose Your Laminate Top Colour



## 2 Choose Your Frame Colour



## 3 Choose Your Edge Style



## 4 Choose Your Table Shape

SHAPE	SIZE (L X W)	CODE
Height Adjustable Table Rectangular	1200 x 600mm	ELITE-ADJ-126-PS
Height Adjustable Table Semi-Circular	1200mm Diameter	ELITE-ADJ-12SC-PS
Height Adjustable Table Trapezoidal	1200 x 600mm	ELITE-ADJ-12LE-PS



Height Adjustable Table heights between 710-1000mm\*\*

\*Silver & White frames are non-returnable. \*\*Legs are adjustable with an Allen key.

# Flower Table



Height Adjustable Table  
heights between 460-640mm\*

## Highlights

- Premium finish with a 25mm top and a spray PU Edge
- Oval shaped allen key height adjustable legs
- One table fits all sizes
- Transported flat pack
- Matching coloured legs or Duraform Speckled Light Grey frame paint available
- Excellent variety of vibrant laminates
- 5 year guarantee


1 Choose Your Laminate Top Colour (Supplied With Matching Colour Frame)\*\*:



2 Choose Your Laminate Top Colour (Supplied With A Duraform Light Speckled Grey Frame):



3 Choose Your Edge Style



4 Choose Your Table

TABLE	SIZE (L X W)	CODE
Flower	1215 x 1097mm	FLOWER-PS

5 Choose Your Table Height

HEIGHT	AGE RANGE
400mm	2-3 Years
460mm	3-4 Years
530mm	4-6 Years
590mm	6-8 Years
640mm	8-11 Years

\*Legs are adjustable with an Allen key.  
\*\*Only available on outer legs.  
Transported flat packed.

# HA200 Table



## Highlights


- Our low cost height adjustable table option
- Adjustable between 512-805mm
- Side crank handle adjustable
- Tamper proof mechanism
- Supplied with Silver frame paint as standard
- BSEN 1729 compliant
- 5 year guarantee




## 1 Choose Your Laminate Top Colour



## 2 Choose Your Frame Colour



## 3 Choose Your Edge Style



## 4 Choose Your Table


SIZE (L X W)	FRAME HEIGHT	MDF EDGE CODE	DURAFORM EDGE CODE
700 x 600mm	512 to 805mm	<b>HA200/A-76-MD</b>	<b>HA200/A-76-PS</b>
1200 x 600mm	512 to 805mm	<b>HA200/A-126-MD</b>	<b>HA200/A-126-PS</b>
1200 x 750mm	512 to 805mm	<b>HA200/A-127-MD</b>	<b>HA200/A-127-PS</b>
One central porthole - must be purchased at the same time as desk	-	<b>P1</b>	<b>P1</b>
Two portholes - must be purchased at the same time as desk	-	<b>P2</b>	<b>P2</b>

# HA600 Table



## Highlights

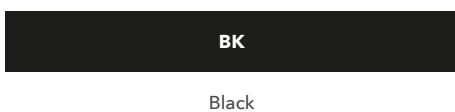
- Sit to stand height adjustment from 730mm to 1200mm
- Available with single or double portholes
- 18mm MDF top with a high pressure laminate
- 5 year guarantee




## 1 Choose Your Laminate Top Colour



## 2 Choose Your Frame Colour



## 3 Choose Your Edge Style



## 4 Choose Your Table

SIZE (L X W)	FRAME HEIGHT	MDF EDGE CODE	DURAFORM EDGE CODE
1200 x 600mm	730 to 1200mm	<b>HA600/A-126-MD</b>	<b>HA600/A-126-PS</b>
1200 x 750mm	730 to 1200mm	<b>HA600/A-127-MD</b>	<b>HA600/A-127-PS</b>
1500 x 750mm	730 to 1200mm	<b>HA600/A-157-MD</b>	<b>HA600/A-157-PS</b>
One central porthole - must be purchased at the same time as desk	-	<b>P1</b>	<b>P1</b>
Two portholes - must be purchased at the same time as desk	-	<b>P2</b>	<b>P2</b>

# Rainbow Table



Height Adjustable Table  
heights between 400-640mm\*

## Highlights

- Premium finish with a 25mm top and a spray PU Edge
- Oval shaped allen key height adjustable legs
- One table fits all sizes
- Transported flat pack
- Matching coloured legs or Duraform Speckled Light Grey frame paint available
- Excellent variety of vibrant laminates
- BSEN 1729 compliant

### 1 Choose Your Laminate Top Colour (Supplied With Matching Colour Frame)\*\*:




### 2 Choose Your Laminate Top Colour (Supplied With A Duraform Light Speckled Grey Frame):



Duraform Speckled Light Grey

### 3 Choose Your Edge Style



### 4 Choose Your Table

TABLE	SIZE (L X W)	CODE
Rainbow	1520 x 1215mm	RAIN-PS

### 5 Choose Your Table Height

HEIGHT	AGE RANGE
400mm	2-3 Years
460mm	3-4 Years
530mm	4-6 Years
590mm	6-8 Years
640mm	8-11 Years

\*Legs are adjustable with an Allen key.

\*\*Only available on outer legs.

Transported flat packed.

# Start Right Tables



Rectangular



Trapezoidal



Circular



Semi-Circular

## Highlights

- Tables feature oval shaped legs with sliding metal inserts, allowing you to choose the correct height
- Height adjustable between 5 key positions
- 25mm top which is finished with a Grey PU Duraform edge
- Supplied with a 10 year guarantee
- Matching coloured legs are available on outer legs
- BSEN 1729 compliant



Height Adjustable Table heights between 400-640mm\*

### 1 Choose Your Laminate Top Colour (Supplied With Matching Colour Frame)\*\*:



### 2 Choose Your Laminate Top Colour (Supplied With A Duraform Light Speckled Grey Frame):



Duraform Speckled Light Grey

### 3 Choose Your Edge Style



Duraform PU Light Grey

\*Legs are adjustable with an Allen key.  
\*\*Only available on outer legs.

### 4 Choose Your Table Shape

SHAPE	SIZE (L X W)	CODE
Rectangular	1200 x 600mm	ST-126-PSGY
Trapezoidal	1200 x 600mm	ST-12LE-PSGY
Circular	1200mm Diameter	ST-12C-PSGY
Semi-Circular	1200mm Diameter	ST-12SC-PSGY

### 5 Height Guide

HEIGHT	AGE RANGE
400mm	2-3 Years
460mm	3-4 Years
530mm	4-6 Years
590mm	6-8 Years
640mm	8-11 Years