

ZED Frame Tables

PRODUCT INFORMATION SHEET

5
YEAR


Square



Stylish and contemporary design

Adjustable feet

Rectangular



Solid 18mm MDF tops with a high pressure laminate

ZED frame cantilever table with a strong robust 50 x 25mm steel tube frame

1 Set of Tray Runners
TR1
2 Sets of Tray Runners
TR2



1 Choose Your Table

TABLE SHAPE	SIZE (L X W)	MDF EDGE CODE	DURAFORM EDGE CODE	BURO EDGE CODE
Square	600 x 600mm	ZED-66-MD	ZED-66-PS	ZED-66-B
Rectangular	1100 x 550mm	ZED-115-MD	ZED-115-PS	ZED-115-B
Rectangular	1200 x 600mm	ZED-126-MD	ZED-126-PS	ZED-126-B
Rectangular	1500 x 750mm*	ZED-157-MD	ZED-157-PS	ZED-157-B

*Tray Runners not available on this table size. Enquire for more details.

2 Choose Your Table Height

HEIGHT	AGE RANGE
460mm	3-4 Years
530mm	4-6 Years
590mm	6-8 Years
640mm	8-11 Years
710mm	11-14 Years
760mm	14 +

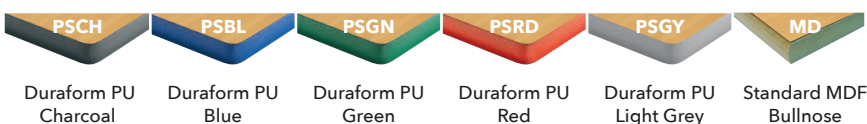
2 Choose Your Laminate Top Colour




3 Choose Your BURO Edge Colour



3 Choose Your Edge Style



4 Choose Your Frame Colour



**Non-returnable.



End Of Life Recycling Suggestions

All Metalliform products can be disassembled into their component parts (Wood, Metal & Plastic) and responsibly recycled through specialist service providers.



Packaging Details

All legs are paper wrapped and the top is covered in a cardboard wrap.



Important Ordering Information

When ordering please state: Table shape, code, height, size, quantity, laminate colour, frame colour and edge style.



Delivery Times

Our standard delivery time is 4 weeks. During School summer holidays our turnaround times will extend.



Care & Maintenance

The frame and top connection should be checked every six months. The feet should be checked periodically and replaced as and when required. Clean periodically with a non-abrasive cleaner and a warm damp cloth.